

# EMSI



1187 Alturas Drive  
Moscow, Idaho 83843  
2088823567

## Program Report



Economic Modeling Specialists, Inc. [www.economicmodeling.com](http://www.economicmodeling.com)

# EMSI

## Region Info

Region: San Francisco larger MSA

County Areas: Alameda, California (6001), Contra Costa, California (6013), Marin, California (6041), San Francisco, California (6075), San Mateo, California (6081), Santa Clara, California (6085)

## Executive Summary

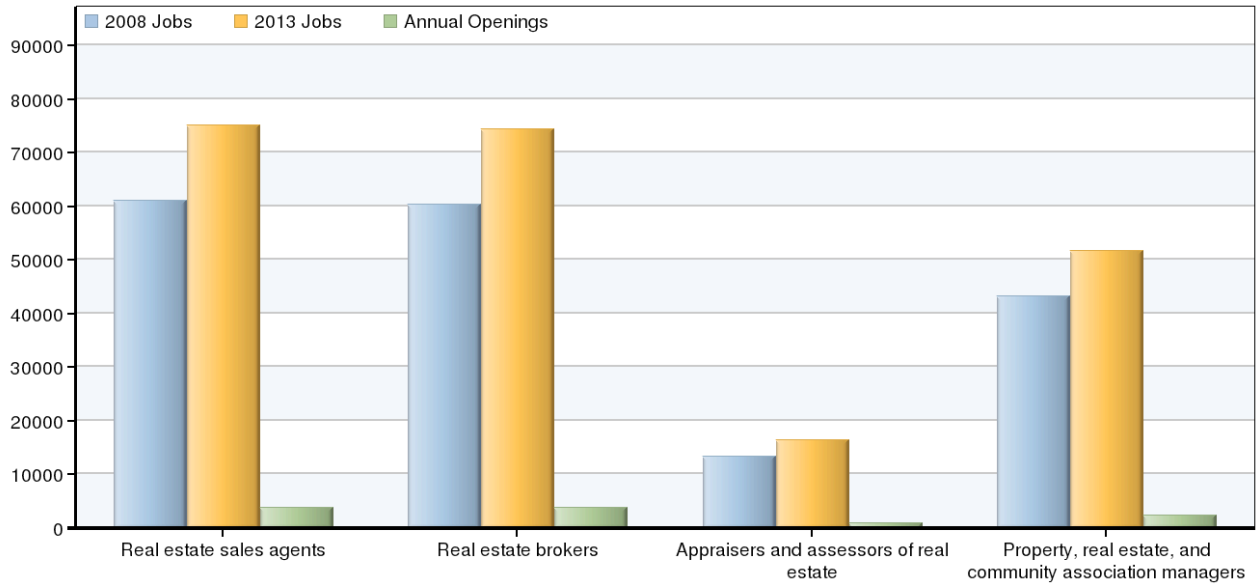
Program
Real Estate (TOP 0511.00)

Program Occupations
Property, real estate, and community association managers (SOC 11-9141)
Appraisers and assessors of real estate (SOC 13-2021)
Real estate brokers (SOC 41-9021)
Real estate sales agents (SOC 41-9022)

Summary	
2008 Occupational Jobs	177,870
2013 Occupational Jobs	217,357
Total Change	39,488
Total % Change	22%
2009 Median Hourly Earnings/Worker	\$11.36
Annual Openings	10,641
Total Replacement Jobs	13,717

Source: EMSI Complete Employment - Spring 2009

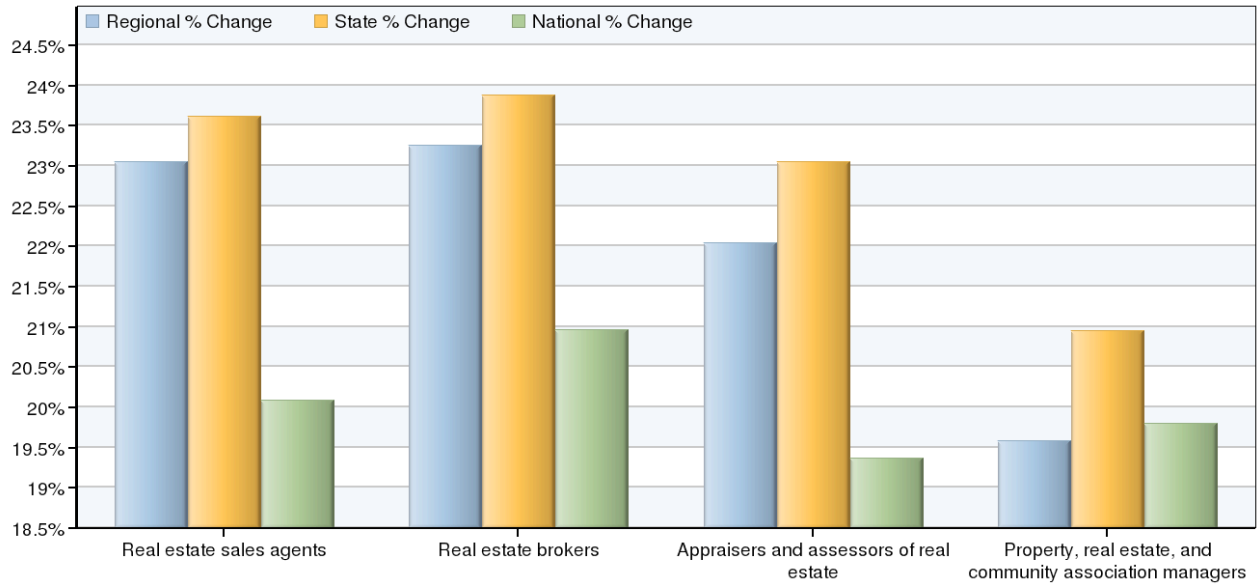
## Occupational Breakdown



SOC Code	Description	2008 Jobs	2013 Jobs	Annual Openings	Replacement Jobs	Hourly Earnings	Education Level
41-9022	Real estate sales agents	61,050	75,122	3,768	4,769	\$10.39	Postsecondary vocational award
41-9021	Real estate brokers	60,265	74,281	3,745	4,708	\$10.89	Work experience in a related field
13-2021	Appraisers and assessors of real estate	13,363	16,308	851	1,310	\$14.39	Postsecondary vocational award
11-9141	Property, real estate, and community association managers	43,192	51,647	2,277	2,930	\$12.45	Bachelor's degree
	Total	177,870	217,357	10,641	13,717	\$11.36	

Source: EMSI Complete Employment - Spring 2009

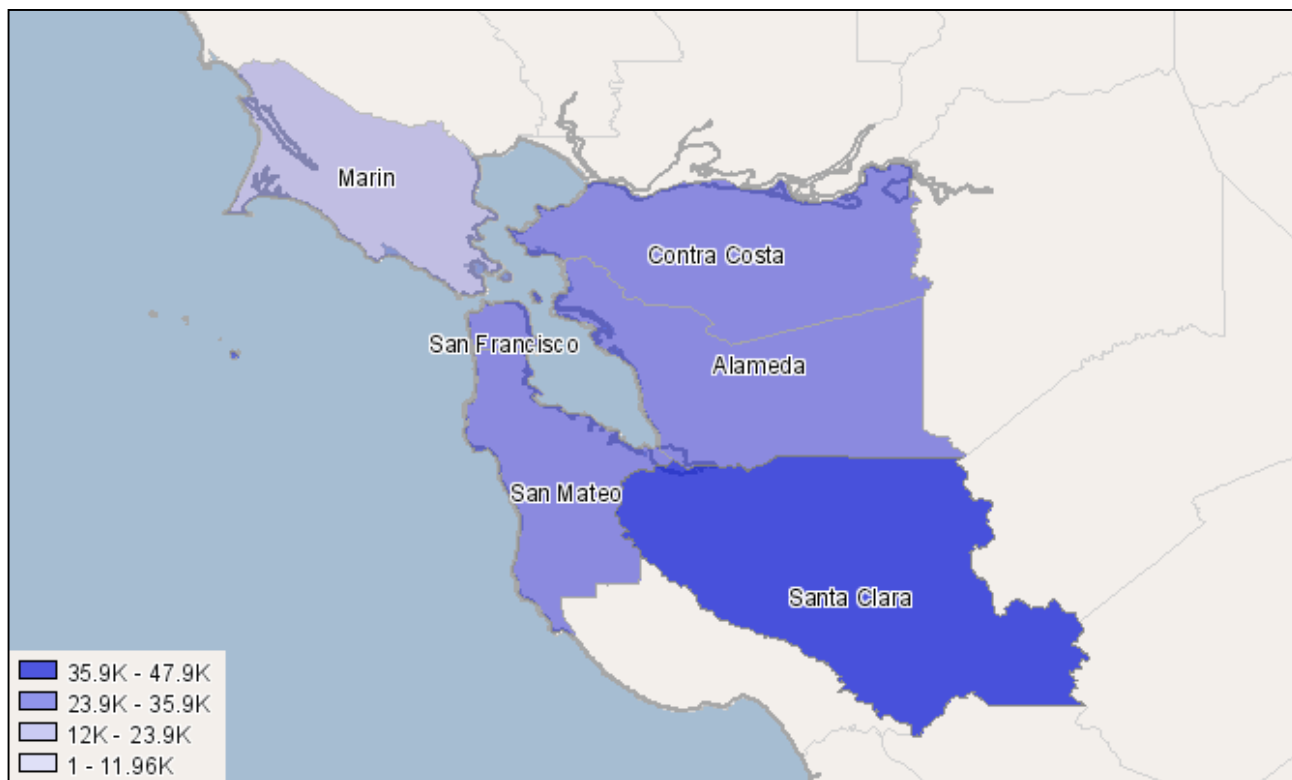
## Occupational Change



SOC Code	Description	Regional Change	Regional % Change	State % Change	National % Change
41-9022	Real estate sales agents	14,072	23%	24%	20%
41-9021	Real estate brokers	14,016	23%	24%	21%
13-2021	Appraisers and assessors of real estate	2,945	22%	23%	19%
11-9141	Property, real estate, and community association managers	8,455	20%	21%	20%

Source: EMSI Complete Employment - Spring 2009

## Occupation Distribution



County	2008 Jobs
Santa Clara, CA (6085)	47,844
Alameda, CA (6001)	32,291
Contra Costa, CA (6013)	31,545
San Francisco, CA (6075)	28,138
San Mateo, CA (6081)	24,827
Marin, CA (6041)	13,226

Source: EMSI Complete Employment - Spring 2009

## Data Sources and Calculations

### Occupation Data

Organizing regional employment information by occupation provides a workforce-oriented view of the regional economy. EMSI's occupation data are based on EMSI's industry data and regional staffing patterns taken from the Occupational Employment Statistics program (U.S. Bureau of Labor Statistics). Wage information is partially derived from the American Community Survey. The occupation-to-program (SOC-to-CIP) crosswalk is based on one from the U.S. Department of Education, with customizations by EMSI.

### State Data Sources

This report uses state data from the following agencies: California Labor Market Information Department.